

GREATER MACEDONIA CHILDREN CHURCH

# PARENT GUIDE



# BATTLE

---

# READY


NO WEAPON FORMED AGAINST  
YOU SHALL STAND!

Greater Macedonia MB Church  
600 W 24th Street\* Little Rock \* 72206  
Rev. Cleo Nellum, Sr., Pastor

# SERIES DESCRIPTION

Kids love a good Nerf battle. Those battles will be the theme for this series about what it means to fight spiritual battles and to have victory with God.

## LESSONS



### LESSON 1

WHO'S TEAM ARE YOU ON?

### LESSON 2



SUIT UP

### LESSON 3

TARGET PRACTICE

### LESSON 4

WEAPONS DRAWN



### LESSON 5

A GOOD DEFENSE

### LESSON 6

CALLING FOR HELP

### LESSON 7


BATTLE LINES

### LESSON 8

DON'T FIGHT ALONE

# KEY VERSE

**“BUT NO WEAPON USED AGAINST YOU WILL SUCCEED.” ISAIAH 54:17A (NIRV)**



## LESSON 1: COMMANDER OF THE LORD'S ARMY

- a.Objective: Kids will learn that we can have victory when we put ourselves on God's side.
- b.Scripture: Joshua 5:13-6:5

Many times, we do things our own way and expect to be blessed. But Joshua's encounter with the commander of God's army reminds us that our wants and desires are not what is important. We need to strive to be on God's side and do things his way.

## LESSON 2: THE ARMOR OF GOD

- a.Objective: Kids will learn that God gives us what we need to be victorious.
- b.Scripture: Ephesians 6:10-18

The Bible says that our struggles and battles in life are not against other people. The Bible tells us that our struggles are actually a result of a spiritual battle. But we can equip ourselves for this battle with the good things that God gives: truth, righteousness, the gospel of peace, faith, salvation, and the Holy Spirit.

## LESSON 3: DAVID AND JONATHAN

- a.Objective: Kids will learn that victory with God requires courage
- b.Scripture: 1 Samuel 19:1-10, 20:1-40

Jonathan's father, King Saul, wanted to kill Jonathan's best friend, David. Jonathan devised a plan involving target practice to send a warning to David, saving his life. We can have the courage of Jonathan to step in and help those who need it.

## LESSON 4: JESUS ARRESTED

- a.Objective: Kids will learn that victory with God means letting go of fear
- b.Scripture: John 18:1-13

When the soldiers came for Jesus, Peter was filled with anger and fear. He drew his sword and cut off the ear of one the soldiers. Jesus healed the soldier, and allowed himself to be arrested. He was not afraid to follow God's plan for Him. We don't have to be afraid either when our trust is in God.

## LESSON 5: OPPOSITION TO NEHEMIAH

- a.Objective: Kids will learn that victory with God means to keep going in the face of trouble.
- b.Scripture: Nehemiah 4:1-18

Nehemiah was leading his people in rebuilding the wall around Jerusalem. His enemies wanted to destroy the work that was being done and stop Nehemiah. But Nehemiah came up with a plan to continue the work. He never stopped and never gave up

# THE BATTLE LINES ARE DRAWN



## LESSON 6: ELISHA AND THE ARAMEANS

- a.Objective: Kids will learn that our first response when trouble comes should be prayer.
- b.Scripture: 2 Kings 6:8-23

When the Arameans came against Elisha, Elisha prayed to God for help. God performed miraculous things to give Elisha the victory. This story reminds us that we do not fight alone. We can call out to God for help and He will hear us.

## LESSON 7: THE CENTURION'S FAITH

- a.Objective: Kids will learn that victory with God means showing compassion to all people.
- b.Scripture: Matthew 8:5-13

The Jewish people did not like to associate with the Romans, who were ruling over them. So when a Roman soldier came up to Jesus, it might have meant trouble. Instead, the Roman soldier asked Jesus to heal his servant. Jesus was impressed by the man's faith; he had compassion and healed the servant.

## LESSON 8: DON'T FIGHT ALONE

- a.Objective: Kids will learn that victory with God means walking alongside others and encouraging them
- b.Scripture: Judges 4:1-16

Barak was the commander of Israel's army. He led the army to victory over Jabin's army. But left on his own, he never would have done it. Deborah, the leader of the people, went along with him and gave him the confidence to face the enemy

# Thank You

Dear Parents/Guardians:

We want to thank you for supporting our virtual Children's Church platform. We pray hard and study hard, making sure that we are able to meet the spiritual needs of each. We want to encourage you to partner with us by reviewing the lesson through the "Make it Stick" activity sheet that coincides with each lesson. Also, please share the video presentation with family and friends as we try to share the Word of God with not just GMMBC youth but youth all over the world. We look forward to an impactful and enjoyable eight weeks.

GMMBC Children's Ministry Team

Contact Us

If you have any questions or have any concerns, please contact us at:

**Sis Dollie Dyson**  
[dollie.dyson@comcast.net](mailto:dollie.dyson@comcast.net)  
501-425-9430

**Sis Angela Jones**  
[gmmbcidsworship@yahoo.com](mailto:gmmbcidsworship@yahoo.com)  
501-256-4399

# BOOTCAMP

## TENTATIVE SCHEDULE



- LESSON 1- APRIL 18, 2021
- LESSON 2- APRIL 25, 2021
- LESSON 3- MAY 16, 2021
- LESSON 4- MAY 23, 2021
- LESSON 5- MAY 30, 2021
- LESSON 6- JUNE 20, 2021
- LESSON 7- JUNE 27, 2021
- LESSON 8- JULY 20, 2021



# LESSON 1:

## REVIEW QUESTIONS & "MAKE IT STICK" ASSIGNMENT

1. Who was the commander of Israel?

- a. Joshua
- b. Caleb
- c. Moses

2. What city did the Israelites march toward?

- a. Jerusalem
- b. Joppa
- c. Jericho

3. What did the messenger tell Joshua to do?

- a. Surrender
- b. Take off his shoes
- c. Turn around

4. The messenger also told Joshua \_\_\_\_\_.

- a. How to defeat Jericho
- b. He could never conquer Jericho
- c. He needed to step down as leader

5. God wants us to \_\_\_\_\_.

- a. Sit on the sidelines and watch Him fight
  - b. Stand with Him in our spiritual battles
- Leave the fighting to our pastors only



5 Simple Ways You Can Make This Lesson Stick With your Kids

### Battle Ready Lesson 1

#### THIS WEEK'S LESSON: WHO'S TEAM ARE YOU ON?



##### IN THE CAR:

Ask your child what they learned about this week on the drive home: Many times, we do things our own way and expect to be blessed. But Joshua's encounter with the commander of God's army reminds us that our wants and desires are not what is important. We need to strive to be on God's side and do things his way. Joshua 5:13-6:5, Commander of the Lord's Army



##### HANGING OUT:

Make this week's lesson real: Ask your kids who they would choose if they were going to have a Nerf battle to be on their team. Then ask them why God has called us to be on His team.



##### AT DINNER:

Here are some great discussion starters:

- Whom did Joshua meet on the way to Jericho?
- What did the commander of the Lord's army tell Joshua?
- Why does God want us to stand with Him?



##### AT BEDTIME:

Quiz your child on this week's memory verse:

*"But no weapon used against you will succeed." Isaiah 54:17a (NirV)*



##### PARENT TIME:

What you need to know:

The Bible tells us we are engaged in spiritual warfare. It tells us that God has a mighty army, and God wants us to stand with Him. Pray that our kids will trust their lives to Jesus and stand on God's side in every conflict they face.

# LESSON 1:

## REVIEW QUESTIONS & "MAKE IT STICK" ASSIGNMENT

1. Who was the commander of Israel?

- a. Joshua
- b. Caleb
- c. Moses

2. What city did the Israelites march toward?

- a. Jerusalem
- b. Joppa
- c. Jericho

3. What did the messenger tell Joshua to do?

- a. Surrender
- b. Take off his shoes
- c. Turn around

4. The messenger also told Joshua \_\_\_\_\_.

- a. How to defeat Jericho
- b. He could never conquer Jericho
- c. He needed to step down as leader

5. God wants us to \_\_\_\_\_.

- a. Sit on the sidelines and watch Him fight
- b. Stand with Him in our spiritual battles
- c. Leave the fighting to our pastors only



5 Simple Ways You Can Make This Lesson Stick With your Kids

### Battle Ready Lesson 1

#### THIS WEEK'S LESSON: WHO'S TEAM ARE YOU ON?



##### IN THE CAR:

Ask your child what they learned about this week on the drive home: Many times, we do things our own way and expect to be blessed. But Joshua's encounter with the commander of God's army reminds us that our wants and desires are not what is important. We need to strive to be on God's side and do things his way. Joshua 5:13-6:5, Commander of the Lord's Army



##### HANGING OUT:

Make this week's lesson real: Ask your kids who they would choose if they were going to have a Nerf battle to be on their team. Then ask them why God has called us to be on His team.



##### AT DINNER:

Here are some great discussion starters:

- Whom did Joshua meet on the way to Jericho?
- What did the commander of the Lord's army tell Joshua?
- Why does God want us to stand with Him?



##### AT BEDTIME:

Quiz your child on this week's memory verse:

*"But no weapon used against you will succeed." Isaiah 54:17a (NirV)*



##### PARENT TIME:

What you need to know:

The Bible tells us we are engaged in spiritual warfare. It tells us that God has a mighty army, and God wants us to stand with Him. Pray that our kids will trust their lives to Jesus and stand on God's side in every conflict they face.

# LESSON 2:

## REVIEW QUESTIONS & "MAKE IT STICK" ASSIGNMENT

1. The belt of

-----.

2. The breastplate of

-----.

3. The helmet of

-----.

4. Shoes fitted for the  
readiness that comes  
from the -----

-----.

5. The shield of -----.

6. The sword of the

-----.



# MAKE IT STICK

5 Simple Ways You Can Make This Lesson Stick With your Kids

## Battle Ready Lesson 2

### THIS WEEK'S LESSON: SUIT UP



#### IN THE CAR:

Ask your child what they learned about this week on the drive home:

The Bible says that our struggles and battles in life are not against other people. The Bible tells us that our struggles are actually a result of a spiritual battle. But we can equip ourselves for this battle with the good things that God gives: truth, righteousness, the gospel of peace, faith, salvation, and the Holy Spirit. Ephesians 6:10-18, The Armor of God



#### HANGING OUT:

Make this week's lesson real:

Ask your kids how they would "reinvent" the armor of God for modern times - as the football pads of God, or the modern soldier's uniform of God, etc.



#### AT DINNER:

Here are some great discussion starters:

- What is the armor of God?
- Why do we need the armor of God?
- How can we put on the armor of God?



#### AT BEDTIME:

Quiz your child on this week's memory verse:

*"But no weapon used against you will succeed." Isaiah 54:17a (NIRV)*



#### PARENT TIME:

What you need to know:

The armor of God is a portrait of how God prepares us to serve Him and fight spiritual battles. The more time we spend with the Lord in prayer and Bible study, the better armed and equipped we will be to fight for God!

BATTLE READY: SUIT UP



# LESSON 3:

## REVIEW QUESTIONS & "MAKE IT STICK" ASSIGNMENT

### TRUE OR FALSE

1. Saul tried to kill David with a spear.
2. Jonathan wanted David dead as well.
3. Jonathan agreed to help David.
4. Jonathan shot David with an arrow
5. Because of Jonathan's courage, David was saved.



## MAKE IT STICK

5 Simple Ways You Can Make This Lesson Stick With your Kids

### Battle Ready Lesson 3

## THIS WEEK'S LESSON: TARGET PRACTICE



### IN THE CAR:

Ask your child what they learned about this week on the drive home: Jonathan's father, King Saul, wanted to kill Jonathan's best friend, David. Jonathan devised a plan involving target practice to send a warning to David, saving his life. We can have the courage of Jonathan to step in and help those who need it. 1 Samuel 19:1-10, 20:1-40, David and Jonathan



### HANGING OUT:

Make this week's lesson real: Go outside to do some Nerf dart target practice or free throw shooting with your kids. Ask them how Jonathan used his arrow to warn David he was in danger and ask them how much courage they think it took for Jonathan to help David.



### AT DINNER:

Here are some great discussion starters:

- How did Jonathan show courage in helping David?
- Why do we need courage to serve God?
- How can we find the courage we need to claim victory?



### AT BEDTIME:

Quiz your child on this week's memory verse:

*"But no weapon used against you will succeed."* Isaiah 54:17a (NIRV)



### PARENT TIME:

What you need to know:

It takes courage to stand up for what's right, whether it's going against the crowd or standing up to temptation. Ask God to give you and your kids courage so you can claim victory when you are faced with a spiritual challenge.

## BATTLE READY: TARGET PRACTICE

# LESSON 4:

## REVIEW QUESTIONS & "MAKE IT STICK" ASSIGNMENT

### WHO WAS IT?

1. This is the person who betrayed Jesus.

2 This is the person who drew his sword out of fear

3. This is the man they took Jesus to see first.

4. These are the men who ran and hid after Jesus was arrested

5. This is the man who surrendered His fears so God could give Him - and us- victory.



## MAKE IT STICK

5 Simple Ways You Can Make This Lesson Stick With your Kids

### Battle Ready Lesson 4

## THIS WEEK'S LESSON: WEAPONS DRAWN



### IN THE CAR:

Ask your child what they learned about this week on the drive home: When the soldiers came for Jesus, Peter was filled with anger and fear. He drew his sword and cut off the ear of one of the soldiers. Jesus healed the soldier and allowed himself to be arrested. He was not afraid to follow God's plan for Him. We don't have to be afraid either when our trust is in God. John 18:1-13, Jesus Arrested



### HANGING OUT:

Make this week's lesson real: Ask your kids if there are things they are scared of. Are there practical things they can do to help deal with those fears? Then ask them how they can give their fears to Jesus.



### AT DINNER:

Here are some great discussion starters:

- Why did Peter strike someone with his sword when Jesus was arrested?
- Why didn't Jesus panic or run when He was arrested?
- How can we give our fears to Jesus so we can have victory?



### AT BEDTIME:

Quiz your child on this week's memory verse:  
"But no weapon used against you will succeed." Isaiah 54:17a (NirV)



### PARENT TIME:

What you need to know: The disciples panicked when Jesus was arrested, but Jesus remained calm and submitted to God's plan. Jesus had given His fears to God in prayer. The disciples had not. If we give God our fears, He can help us overcome them and make us victorious!

BATTLE READY: WEAPONS DRAWN

# LESSON 5:

## REVIEW QUESTIONS & "MAKE IT STICK" ASSIGNMENT

### TRUE OR FALSE

1. Sanballat and Tobiah wanted to rebuild the wall of Jerusalem

2. Nehemiah was trying to stop the wall from being rebuilt.

3. Nehemiah prayed for God's protection as they built the wall

4. Nehemiah eventually gave up on the wall.

5. If we want to claim victory, we must be willing to persevere.



## MAKE IT STICK

5 Simple Ways You Can Make This Lesson Stick With your Kids

### Battle Ready Lesson 5

## THIS WEEK'S LESSON: A GOOD DEFENSE



#### IN THE CAR:

Ask your child what they learned about this week on the drive home: Nehemiah was leading his people in rebuilding the wall around Jerusalem. His enemies wanted to destroy the work that was being done and stop Nehemiah. But Nehemiah came up with a plan to continue the work. He never stopped and never gave up. Nehemiah 4:1-18, Opposition to Nehemiah



#### HANGING OUT:

Make this week's lesson real: Build a blanket fort with your kids. As you build, ask your kids how Nehemiah and his people protected themselves while they rebuilt the wall of Jerusalem.



#### AT DINNER:

Here are some great discussion starters:

- Why were some people trying to stop Nehemiah from rebuilding the wall around Jerusalem?
- What did Nehemiah do to keep everyone building?
- Why didn't Nehemiah give up?



#### AT BEDTIME:

Quiz your child on this week's memory verse:

"But no weapon used against you will succeed." Isaiah 54:17a (NirV)



#### PARENT TIME:

What you need to know:

Many times when people get discouraged, they forget to lean on God and simply give up. If something we are doing is ordained by God, we should never give up. We should pray for strength and perseverance so God can give us victory.

BATTLE READY: A GOOD DEFENSE

# LESSON 6:

## REVIEW QUESTIONS & "MAKE IT STICK" ASSIGNMENT

1. Who was the prophet who warned the king of Israel about the king of Aram

- a. Elijah
- b. Elisha
- c. Isaiah

2. What did the king of Aram do when he heard about Elisha?

- a. He sent men to capture Elisha
- b. He personally went out to find Elisha
- c. He gave up

3. What did Elisha do first when he heard he was in trouble?

- a. He ran
- b. He surrendered
- c. He prayed

4. What did Elisha do with the Aramaean soldiers?

- a. He blinded and captured them
- b. He killed them all
- c. He paid them to leave him alone

5. When we are in trouble, we should call \_\_\_\_\_.

- a. The Marines
- b. Ghostbusters
- c. God



# MAKE IT STICK

5 Simple Ways You Can Make This Lesson Stick With your Kids

## Battle Ready Lesson 6

### THIS WEEK'S LESSON: CALLING FOR HELP



#### IN THE CAR:

Ask your child what they learned about this week on the drive home: When the Arameans came against Elisha, Elisha prayed to God for help. God performed miracles to give Elisha the victory. This story reminds us that we do not fight alone. We can call out to God for help and He will hear us. 2 Kings 6:8-23, Elisha and the Arameans



#### HANGING OUT:

Make this week's lesson real: Ask your kids if they know their emergency contact phone numbers. Then ask how they can call on God when they are in trouble.



#### AT DINNER:

Here are some great discussion starters:  
- What happened when Elisha prayed for God's help?  
- How did Elisha deal with the Arameans?  
- Why do we need to pray any time we are in trouble?



#### AT BEDTIME:

Quiz your child on this week's memory verse:  
"But no weapon used against you will succeed." Isaiah 54:17a (NirV)



#### PARENT TIME:

What you need to know: Who is the first person you call in an emergency? For any situation, big or small, we can pray. God will always hear our prayer, and God will come to our aid, just as He did for Elisha.

# LESSON 7:

## REVIEW QUESTIONS & "MAKE IT STICK" ASSIGNMENT

1. A \_\_\_\_\_ came to see Jesus.

2. The centurion wanted Jesus to heal his \_\_\_\_\_.

3. Jesus asked if the soldier wanted Jesus to come to his \_\_\_\_\_.

4. Jesus healed the servant because the centurion had great \_\_\_\_\_.

5. God wants us to show \_\_\_\_\_ to everyone as Jesus did to the centurion.



# MAKE IT STICK

5 Simple Ways You Can Make This Lesson Stick With your Kids

## Battle Ready Lesson 7

### THIS WEEK'S LESSON: BATTLE LINES



#### IN THE CAR:

Ask your child what they learned about this week on the drive home: The Jewish people did not like to associate with the Romans, who were ruling over them. So when a Roman soldier came up to Jesus, it might have meant trouble. Instead, the Roman soldier asked Jesus to heal his servant. Jesus was impressed by the man's faith; he had compassion and healed the servant. Matthew 8:5-13, The Centurion's Faith



#### HANGING OUT:

Make this week's lesson real: Be on the lookout for a friend or neighbor in need this week. When you spot one, grab the kids and go lend a hand!



#### AT DINNER:

Here are some great discussion starters:

- Why did the Roman soldier go to see Jesus?
- Why did Jesus heal the soldier's servant?
- Why is it important that we learn to love everyone?



#### AT BEDTIME:

Quiz your child on this week's memory verse:  
"But no weapon used against you will succeed." Isaiah 54:17a (NirV)



#### PARENT TIME:

What you need to know: Jesus loves everyone. He died for everyone. If we love Jesus, we will love everyone. Period. We will show the same compassion to others Jesus has shown to us. Pray that God will give you and your children hearts to love others as Jesus loves you!

# LESSON 8:

## REVIEW QUESTIONS & "MAKE IT STICK" ASSIGNMENT

1. God sent a messenger to \_\_\_\_\_ at Jericho to remind him he was fighting on the Lord's side.

2. God wants us to suit up for battle in the full \_\_\_\_ of God.

3. \_\_\_\_\_ had the courage to stand up to his father and help his friend David.

4. Jesus gave His \_\_\_\_\_ to God before He was arrested so that He could claim victory for us.

5. \_\_\_\_\_ and the builders persevered and finished building the wall around Jerusalem.

6. \_\_\_\_\_ called on God to save him from the Armeans.

7. Jesus healed, the servant of a Roman, \_\_\_\_\_ because he wants to show compassion to everyone.

8. \_\_\_\_\_ went with Barak to support and encourage him in battle



## MAKE IT STICK

5 Simple Ways You Can Make This Lesson Stick With your Kids

### Battle Ready Lesson 8

#### THIS WEEK'S LESSON: DON'T FIGHT ALONE



##### IN THE CAR:

Ask your child what they learned about this week on the drive home: Barak was the commander of Israel's army. He led the army to victory over Jabin's army. But left on his own, he never would have done it. Deborah, the leader of the people, went along with him and gave him the confidence to face the enemy. Judges 4:1-16, Deborah



##### HANGING OUT:

Make this week's lesson real: Clear a space on the fridge this week. Set a note pad by the fridge. Challenge everyone to leave encouraging notes for family members on the fridge using the note pad. How many notes can you all write in a week?



##### AT DINNER:

Here are some great discussion starters:  
- Why did Barak want Deborah to go into battle with him?  
- Do we serve God alone, or should we serve with others?  
- Why is it better when we come together to serve and encourage each other?



##### AT BEDTIME:

Quiz your child on this week's memory verse:  
"But no weapon used against you will succeed." Isaiah 54:17a (NirV)



##### PARENT TIME:

What you need to know: Just like the church, a family is a group of people who should support and encourage each other as we learn, grow, and serve God. Ask God to help you model this to your children so that as they grow, they will seek to serve God and support others as they did in your family unit.

BATTLE READY: DON'T FIGHT ALONE